


FEATURES

- Quad Transformers In A Surface Mount Package Supports Two T1/E1 Ports.
- Available In Transmit And/Or Receive Configurations.
- Models Match Et To Leading Quad And Dual T1/E1/Cept Transceivers.
- Isolation Voltage:1500vrms.
- Recognized By UI 1950.

TEST CONDITIONS

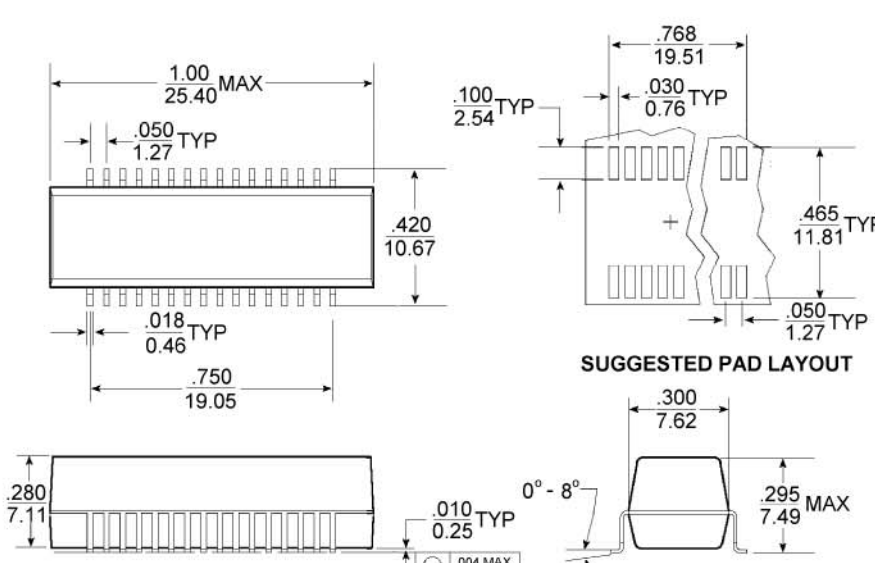
- Inductance -----10KHz/20mV
- Leakage Inductance -----100KHz/1V
- Interwinding Capacitance --100KHz/1V



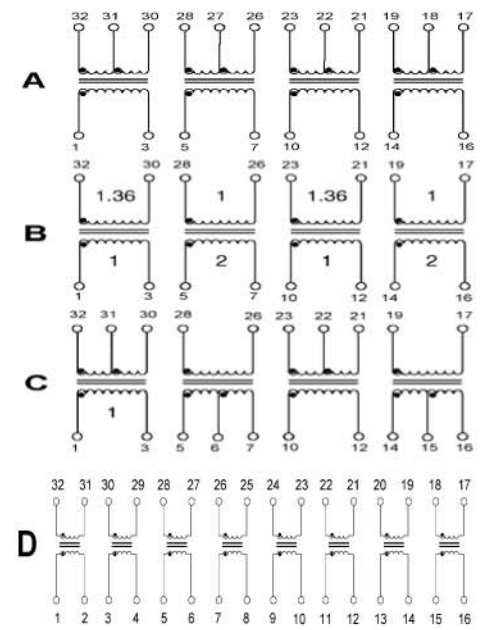
ELECTRICAL SPECIFICATIONS @25°C -Operating temperature 0°C TO 70°C

PART NUMBER	TURNS RATIO ±5%	OCL @25°C (mH MIN)	LL (μH MAX)	Cw/w (pF MAX)	DCR PRI (Ω MAX)	DCR SEC (Ω MAX)	PRIMARY PINS
ST-59T1221A	1:1.36/1	1.2	0.40	30	0.7	1.0	1-3,5-7,10-12,14-16
ST-59T1222A	1:1.58/1.266	1.2	0.50	24	0.6	0.8	1-3,5-7,10-12,14-16
ST-59T1223A	1:2CT	1.2	0.35	30	0.6	1.0	1-3,5-7,10-12,14-16
ST-59T1224A	1:1.15CT	1.2	0.70	23	0.6	0.8	1-3,5-7,10-12,14-16
ST-59T1221B	1:1.36/1:2	1.2	0.80	35	0.6	1.0	1-3,10-12,19-17,28-26
ST-59T1225A	1:1.265/1	1.2	0.80	35	0.6	0.8	1-3,5-7,10-12,14-16
ST-59T1226A	1:1.36CT	1.2	0.50	30	0.6	0.8	1-3,5-7,10-12,14-16
ST-59T1227A	1:2/1.15	1.2	0.40	30	0.6	1.0	1-3,5-7,10-12,14-16
ST-59T1221C	1:2.3/2	1.2	0.80	35	0.6	1.1	1-3,28-26,10-12,19-17

MARKINGS AND DIMENSIONS



SCHEMATICS



Dimensions:inches/mm

Unless otherwise specified, all tolerances are ±.010/±0.25